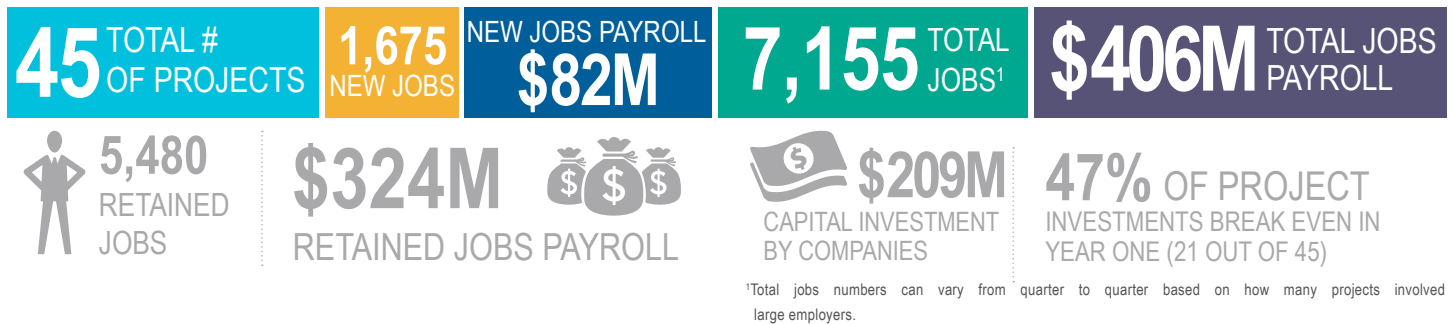











**METRICS SNAPSHOT:** JobsOhio focuses its economic development efforts on a diverse portfolio of targeted industries and business functions that drive the state's economy and have the greatest impact on job creation. Projects announced in the second quarter represent companies' job creation and capital investment commitments to be completed in Ohio over the next three years.

## Q2 2020 RESULTS



**METRICS BY TARGETED INDUSTRY:** Of the 1,675 new job commitments from the second quarter of 2020, 74 percent came from existing Ohio companies while 26 percent came from attraction projects. 63 percent of the total \$209 million capital investment came from existing companies. These results reflect JobsOhio's effort to maintain strong relationships with our existing Ohio companies while attracting new companies.

INDUSTRIES	JOBS CREATED	RETAINED JOBS	CAPITAL INVESTMENT
 <b>Advanced Manufacturing</b>	368	1,280	\$20M
 <b>Aerospace and Aviation</b>	0	105	0
 <b>Automotive</b>	254	597	\$56M
 <b>Energy and Chemicals</b>	34	149	\$3M
 <b>Financial Services</b>	0	0	0
 <b>Food and Agribusiness</b>	255	373	\$25M
 <b>Healthcare</b>	165	387	\$8M
 <b>Information Technology</b>	243	810	\$4M
 <b>Logistics and Distribution</b>	261	771	\$81M
<b>Other<sup>2</sup></b>	95	1,008	\$13M

<sup>2</sup>Represents headquarters and back office.



# Q2 2020 UPDATE

**PROJECT PIPELINE:** The pipeline represents the potential deals that JobsOhio and its state and regional partners are working on to create job opportunities and capital investment in Ohio. This tool allows us to analyze data, view trends and develop strategies.

## ACTIVE PROJECTS BY STAGE<sup>3</sup>



46,164 New Jobs, +12% over July 2019

\$26.5 Billion Capital Investment, +1% over July 2019

Data as of July 2020.

<sup>3</sup>Potential results if all projects are realized; includes new and retained jobs

**SELECTED Q2 PROJECTS:** Companies made significant job and capital investment commitments across multiple industries throughout Ohio during Q2 2020. These examples reflect the kinds of economic development successes Ohio is experiencing because of the collaborative efforts of JobsOhio, its regional network and many partners at the local level.

COMPANY	REGION	JOBS CREATED	CAPITAL INVESTMENT	INDUSTRY	PROJECT TYPE
American Craft Brewery, LLC	Southwest	105	\$78.0	Food and Agribusiness	Expansion
American Nuts, LLC	Northeast	60	\$4.4	Food and Agribusiness	New Location
Bulten North America, LLC	Northeast	35	\$4.3	Automotive	New Location
Comprehensive Pharmacy Services, LLC	Central	40	\$0.20	Healthcare	New Location
Dansons Peebles, LLC	Southeast	21	\$6.2	Food and Agribusiness	New Location
Dolgenercorp, LLC	Southeast	55	\$18.5	Logistics and Distribution	New Location
Dorel Home Furnishings, Inc.	Northwest	87	\$3.2	Advanced Manufacturing	Expansion
HP Pelzer Automotive Systems, Inc.	Northwest	79	\$8.8	Automotive	New Location
MindSpark, Inc.	Central	50	-	Information Services and Software	New Location
Pearl Interactive Network, Inc.	Southeast	12	-	Financial Services	New Location
Radiance Technologies, Inc.	Western	40	-	Information Services and Software	Expansion
RMI Titanium Company, LLC	Northeast	108	\$4.4	Advanced Manufacturing	Expansion
Temeg Holdings, Inc.	Northeast	60	\$6.6	Healthcare	Expansion
The Davey Tree Expert Company	Northeast	70	\$12.5	Other	Expansion